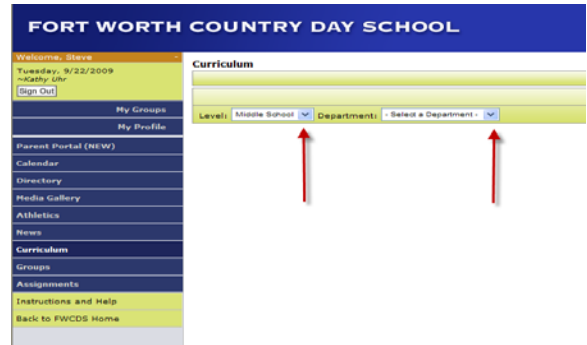



THE CURRICULUM MASTER PAGE

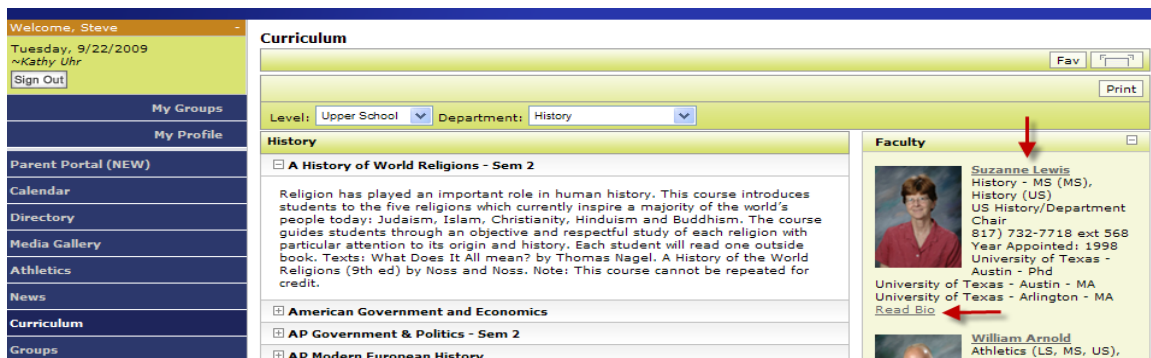
Using the Curriculum master Page allows the user to view course descriptions for every division. By applying filters, the courses offered by each department are displayed along with the faculty members of that department. Contact information for each faculty member is displayed and their name is linked to their email address. Biographies are also displayed when available.

To view the Curriculum Master Page a user must be logged in. Click on Curriculum from the left hand navigation.



There are two filters you can apply to the curriculum. First, select from the Level pull-down filter and then choose a grade or department from the next filter.

To read a course description, click on the  symbol next to a course title.
To send an email message to a member of the department, click on their name.
To read a faculty member's biography, click on Read Bio.



From the Curriculum Master Page you can also view every Academic Group Page by click on the Academic Sections link. Use the Department/Grade Level pull-down menu to search for any section page.

